
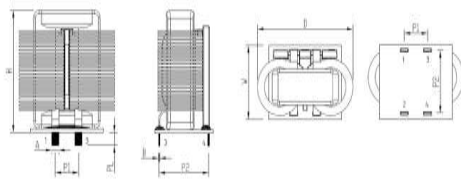


深圳市新胜果科技有限公司

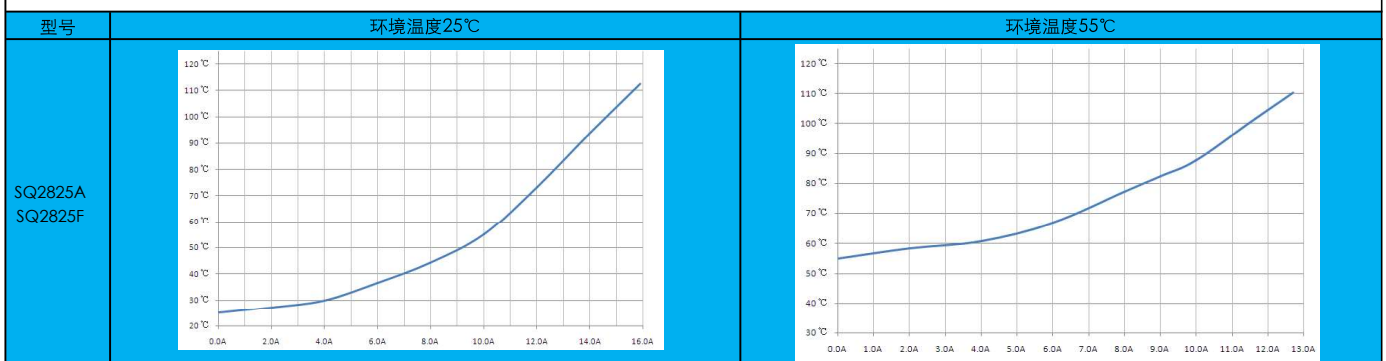
扁平线共模电感 SQ28系列 (适用2340W Max.)

型号	线径	匝数	材质	参考感量 (±30% mH) @1KHZ 0.3V	额定电压	额定电流 (无风冷, 无散热) 有散热条件可适当 调高额定电流	安装方式	脚距	DCR (mΩ)	推荐功率 W Max. 无风冷 (Input 90VAC)	产品图片
SQ2825A	0.7*2.5	21TS	7K	3.7	264 VAC Max.	12.6A @ 55°C 15.0A @ 25°C	立式	8*17	10 Max.	1100W @ 55°C 1350W @ 25°C	 卧式待定
SQ2825A-1	0.7*2.5	21TS	7K	3.7		12.6A @ 55°C 15.0A @ 25°C	立式	10*16	10 Max.	1100W @ 55°C 1350W @ 25°C	
SQ2825B	0.8*2.5	18TS	7K	2.7		13.5A @ 55°C 17.0A @ 25°C	立式	8*17	8 Max.	1200W @ 55°C 1500W @ 25°C	
SQ2825B-1	0.8*2.5	18TS	7K	2.7		13.5A @ 55°C 17.0A @ 25°C	立式	10*16	8 Max.	1200W @ 55°C 1500W @ 25°C	
SQ2825C	0.5*2.4	29TS	7K	7.1		9.5A @ 55°C 11.0A @ 25°C	立式	10*16	20 Max.	850W @ 55°C 950W @ 25°C	
SQ2825C-1	0.5*2.4	29TS	7K	7.1		9.5A @ 55°C 11.0A @ 25°C	立式	8*17	20 Max.	850W @ 55°C 950W @ 25°C	
SQ2825D	1.0*2.5	15TS	7K	1.9		18.0A @ 55°C 22.0A @ 25°C	立式	8*17	5 Max.	1600W @ 55°C 1950W @ 25°C	
SQ2825E	0.8*2.5	18TS	7K	2.7		13.5A @ 55°C 17.0A @ 25°C	卧式	29.4*21.3	8 Max.	1200W @ 55°C 1500W @ 25°C	
SQ2825F	0.7*2.5	21TS	7K	3.7		12.6A @ 55°C 15.0A @ 25°C	卧式	29.4*21.3	10 Max.	1100W @ 55°C 1350W @ 55°C	
SQ2825G	1.0*2.5	15TS	7K	1.9		22.0A @ 55°C 18.0A @ 25°C	卧式	29.4*21.3	5 Max.	1600W @ 55°C 1950W @ 25°C	
SQ2825H	1.1*2.5	13TS	7K	1.4		22.0A @ 55°C 26.0A @ 25°C	立式	8*17	4 Max.	1980W @ 55°C 2340W @ 25°C	
SQ2825I	1.1*2.5	13TS	7K	1.4		26.0A @ 55°C 22.0A @ 25°C	卧式	29.4*21.3	4 Max.	1980W @ 55°C 2340W @ 25°C	
SQ2825J	0.5*2.4	28TS	7K	6.7		9.5A @ 55°C 11.0A @ 25°C	卧式	29.4*21.3	20 Max.	850W @ 55°C 950W @ 25°C	
SQ2825K	0.6*1.8	25TS	7K	5.3		8.5A @ 55°C 10.5A @ 25°C	立式	10*14	20 Max.	790W @ 55°C 970W @ 25°C	
SQ2825L	1.3*2.5	12TS	7K	1.2		23.5A @ 55°C 28.5A @ 25°C	立式	8*17	3.5 Max.	790W @ 55°C 970W @ 25°C	

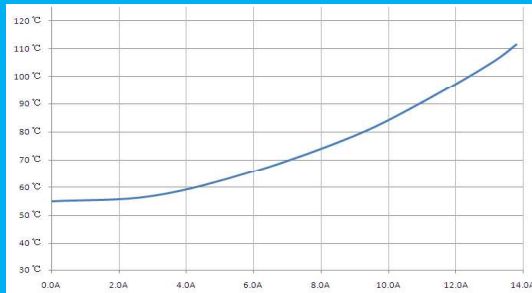
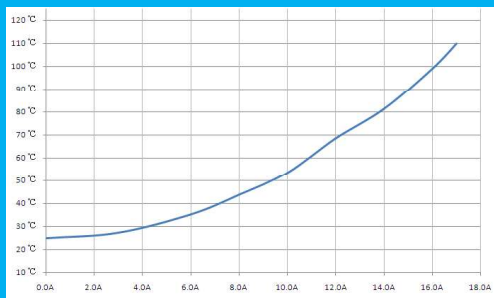
规格尺寸描述(单位: mm)

型号	H(Max.)	D(Max.)	W(Max.)	P1±0.3	P2±0.3	PL±0.5	φ	产品尺寸图
SQ2825A	30	35	21.5	8	17	3.5	0.8 * 2.6	 图纸待定
SQ2825B	30	35	21.5	8	17	3.5	0.9 * 2.6	
SQ2825C-1	30	35	21.5	8	17	3.5	0.6 * 2.5	
SQ2825D	30	35	21.5	8	17	3.5	1.1 * 2.6	
SQ2825H	30	35	21.5	8	17	3.5	1.2 * 2.6	
SQ2825E	19.5	35	34	*	*	3.5	0.9 * 2.6	
SQ2825F	19.5	35	34	*	*	3.5	0.8 * 2.6	
SQ2825G	19.5	35	34	*	*	3.5	1.1 * 2.6	
SQ2825I	19.5	35	34	*	*	3.5	1.2 * 2.6	

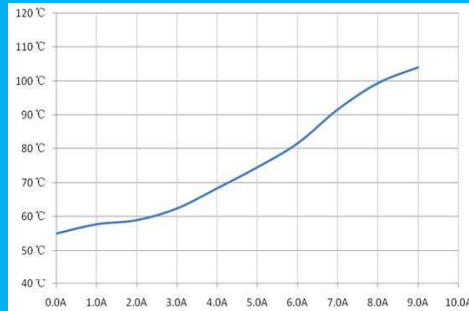
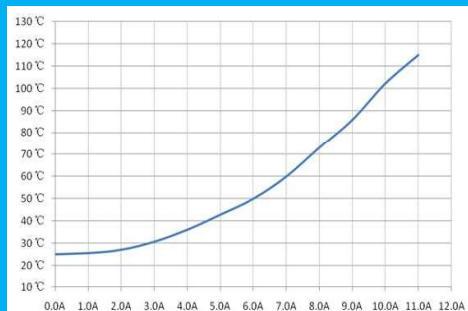
温升参考曲线 (I-T曲线)



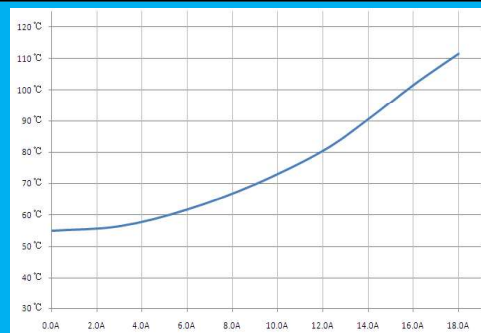
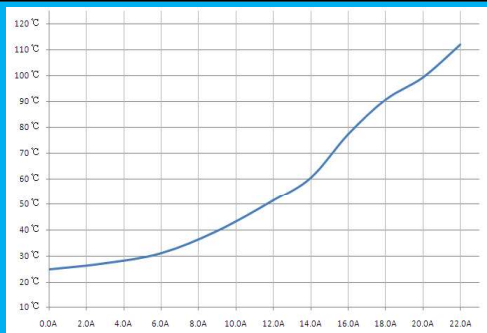
SQ2825B
SQ2825E



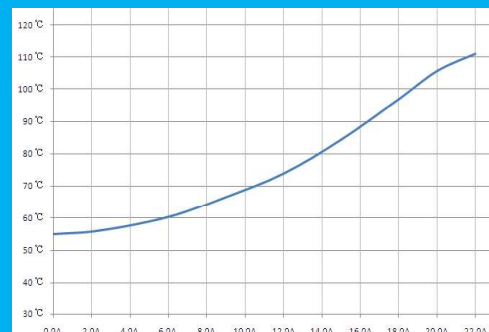
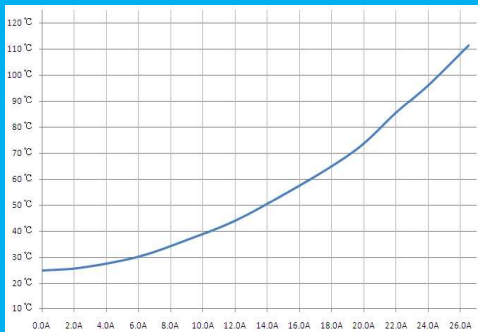
SQ2825C-1
SQ2825J



SQ2825D
SQ2825G



SQ2825H
SQ2825I



备注: 以上所有数据仅供参考, 请以具体承认书为准